


SUPER-501 洗機程序

SUPER-501 Cleaning Procedure

1. 先在 SUPER-501 安裝洗淨裝置
1. Install the Cleaning Powder Unit in the SUPER-501



2. 用 500 克檸檬酸* + 2 公升自來水製作檸檬酸溶液
2. Mix 500g citric acid* + 2 Liter Tap Water



3. 用泵將檸檬酸溶液從下水喉泵入 SUPER-501
3. Use water pump to pump in the solution from water discharge hose into SUPER-501



* 必需為 100% 純檸檬酸

* Must be 100% pure citric acid

可以加入暖水製作溶液

Warm water can also be used for mixing solution

4. 把上喉流出的水流回溶液盤內做循環大約 20-30 分鐘

4. Draw the liquid came out from flexible pipe back to the solution container. Keep on this liquid cycle for about 20 - 30 minutes



5. 放自來水到溶液盤內，把上喉流出的水棄掉，終止循環，就這樣放水大約 20-30 分鐘

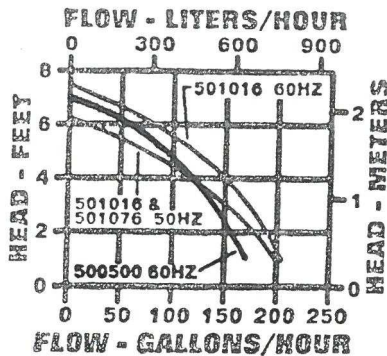
5. Draw Tap water to the solution container, discard the liquid came out from flexible pipe. Keep on for about 20 - 30 minutes



在另一組上喉及下水喉，重覆步驟 3~5

Repeat Step 3~5 on the other pair of flexible pipe & water discharge hose

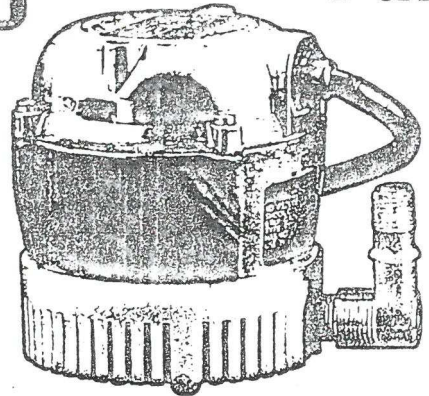
水泵資料 Pump Information
SERIES



SUBMERSIBLE

170/205
GPH

Pump



Specifications

Item No.	HP	Volts	Discharge (MNPT)	Hertz	Running		Gallons Per Hour at Ht.		
					Amps	Watts	1ft	3ft	5ft
500500	1/200	115	1/4"	60	1.1	70	170	140	100
501016	1/150	230	1/4"	50/60	0.6/0.4	70	205	168	120
501076	1/150	230	1/4"	50	0.4	70	200	150	75

Item No.	Shut Off (ft.)	PSI	Cord (ft.)	Dimensions (inches)
500500	7	3.0	18	4.3 x 4.1
501016	7.4	3.2	12 no plug	4.3 x 4.1
501076	6.2	2.7	12 no plug	4.3 x 4.1

ITEM #: **501076**

MODEL: 1-Y

230V 50Hz 0 a
12ft. Cord



膠喉 → 5分
(033 stock)
Sold 067

Size  On-Line

美國、日本磁力驅動泵 工業安全設備
各類電鍍器材配件 美國名廠濾材

項目未能盡錄，歡迎駕臨本公司門市部垂詢訂購

FACTORY 廠：

Unit 11, 13/F., Block 'C' 1-33 Cheung Tat Road, Tsing Yi Industrial Centre, Phase 2, Tsing Yi Island, N.T., Hong Kong.
香港青衣長達路1-33號青衣工業中心第二期C座13字樓11號

MONGKOK SHOWROOM 旺角門市部：

G/F, 929 Canton Road, Mongkok, Kowloon, Hong Kong. Tel: 2495-0707
2413-4936
E-mail: rehoboth@netvigator.com Fax: 2431-0290
香港九龍旺角廣東道929號地舖

G/F, 359 Reclamation Street, Mongkok, Kowloon, Hong Kong.
香港九龍旺角新填地街359號地舖

謝錦蓮

Kim K. L. Tse



include

