



Enagic



Enagic®

8-Point New 2A CELL Campaign

Make Your Cells and Help Your Downlines Succeed!

Make Your Cells and Help Your Downlines Succeed!



Accomplished week	1 Cell
1st Week	\$660
2nd Week	\$500
3rd Week	\$300
4th Week	\$150

* The left chart refers to K8 as a self-purchase & K8×3 units sold (1 CELL)

Campaign Eligibility	All distributors participated in the month of June
Campaign Period	4 weeks from your participation day

Take this opportunity to further enhance your business and true health!



Enagic

Campaign Objective

To generate more business activity and excitement among NEW distributors! Your “cell” is your “foundation” to start your business.

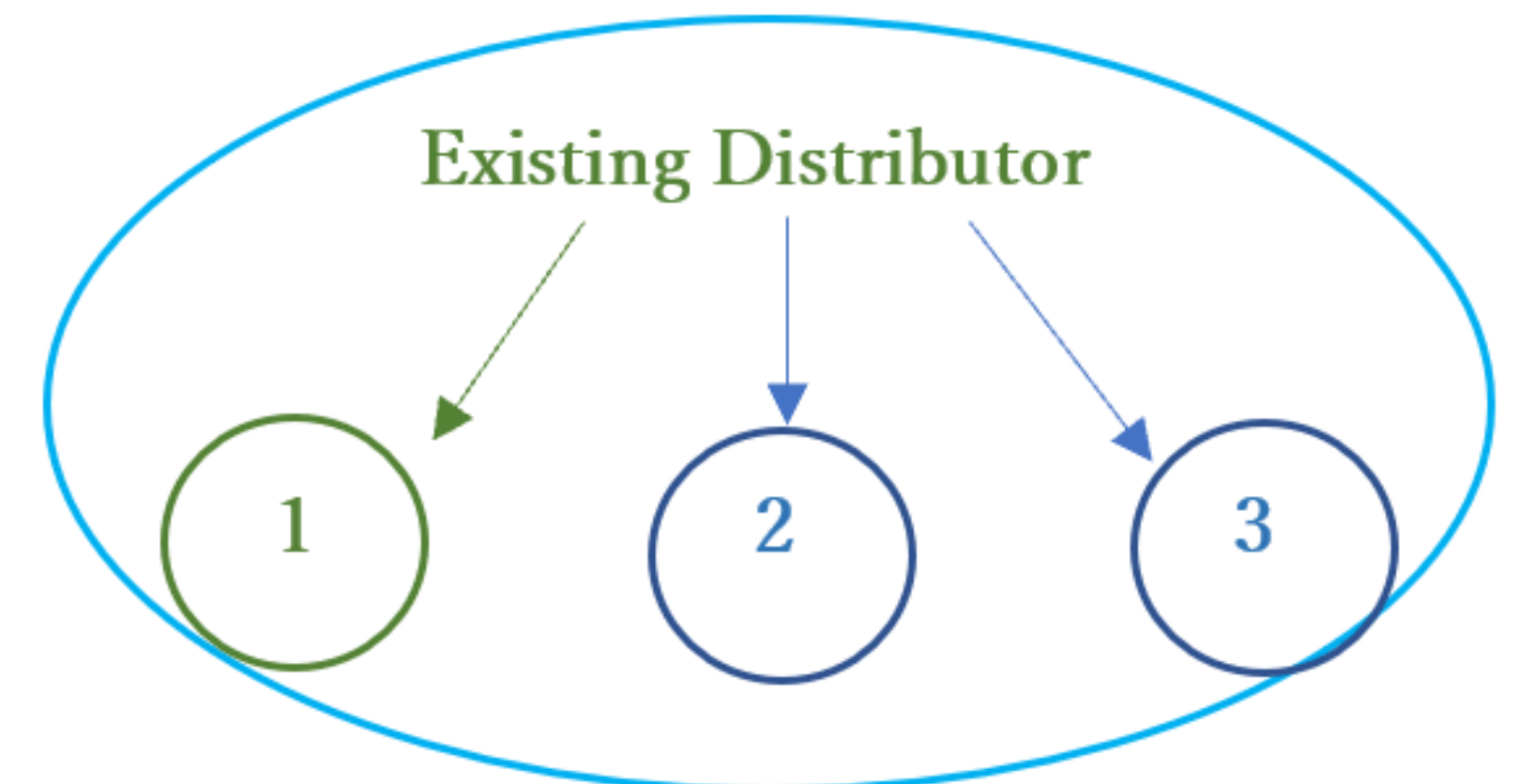
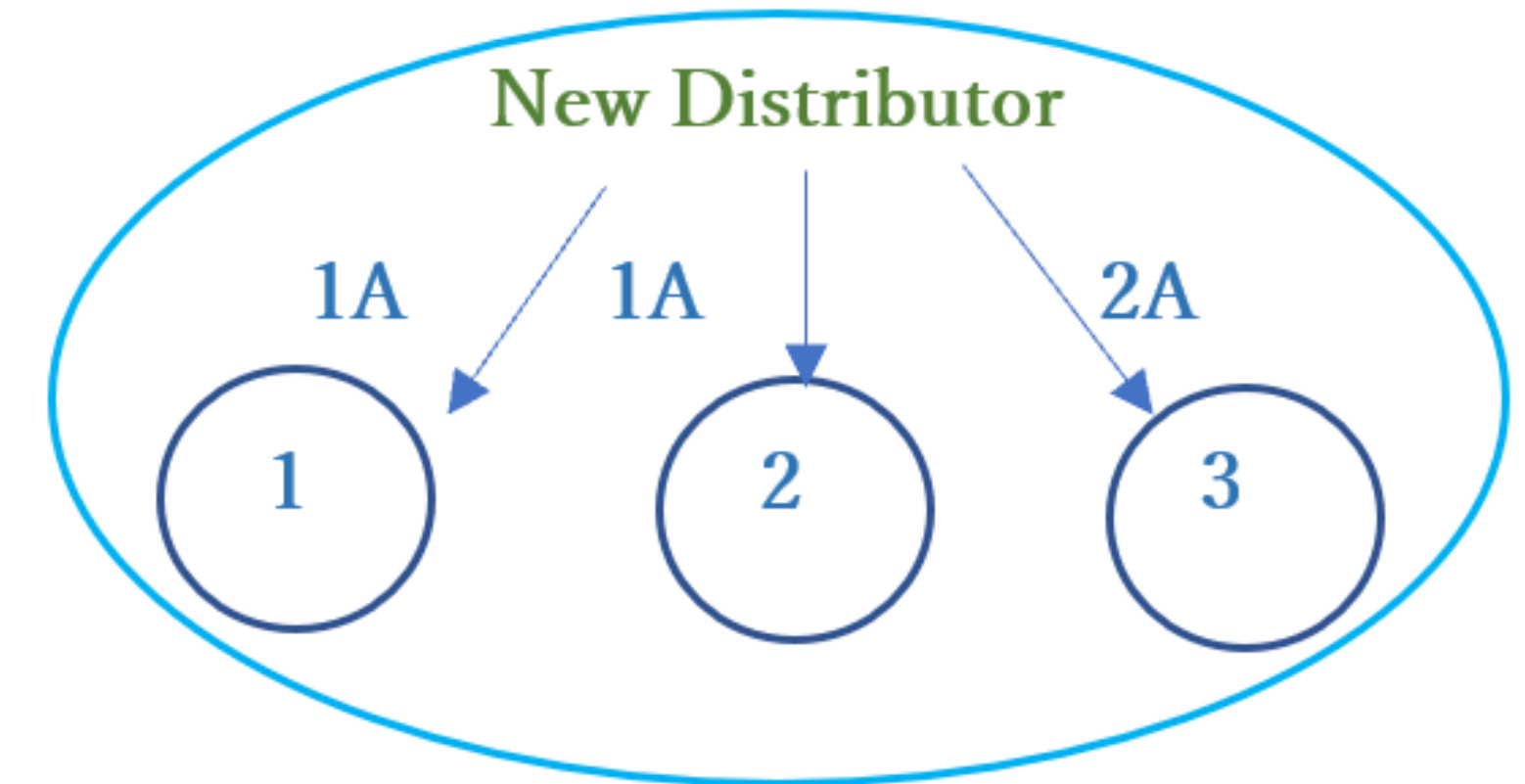
Rules

Create at least 1 cell (3 direct sales) during the campaign period to earn a bonus!

Eligibility

All distributors

- New distributors who registered in June
- Existing distributors with a direct sale in June





Enagic

Campaign Period

- June 1 to June 30, 2021
(Eligible Registration Period)
- Your actual campaign activity period will be four weeks (28 days) from registration
- For example, if you registered on June 30, your campaign period is until July 27

Rules

1. Enrollers are NOT eligible – bonus is earned by direct sellers only
2. Unpaid sales are NOT eligible for the bonus
3. Self purchases are NOT eligible
4. Tokurei distributors will receive half of the bonus amount





Enagic

Rules (continued)

5. E-payment distributors will receive half of the bonus amount
6. E8PA card will not count towards sales in your Cell. However, it will be included in your unit price total when calculating the bonus.
7. When your 8 Point downlines complete a cell, you will receive an additional bonus
8. Your bonus amount will depend on your sold unit price by your country/region
9. Your own made cell (3 direct sales) is limited to only one cell in this campaign
10. Your first self purchase product (on registration day) will affect your campaign bonus





Enagic

Campaign Bonus (Set Rate)

Based on the sales amount of 1 cell (\$4,980 x 3 units = \$ 14,940), the campaign bonus amount is as follows:



Unit Amount Total	Achieved week	Campaign Bonus
\$14,940	1st Week	\$660
	2nd Week	\$500
	3rd Week	\$300
	4th Week	\$170

Your bonus amount will be determined by your achieved week since your registration day and your first self purchase product.



Enagic

Campaign Eligible Products and Price Chart



Product	Price (\$)	
LeveLuk Super501	\$5,980	
LeveLuk Kangen8	\$4,980	
LeveLuk SD501 Platinum	\$4,280	*Japan=\$3,980
LeveLuk SD501	\$3,980	
LeveLuk JrIV	\$2,980	
Anespa DX	\$2,890	
Ukon 3DD	\$1,980	
Ukon DD	\$760	
E8PA Black	\$8,000	
E8PA Platinum	\$6,000	
E8PA Gold	\$4,000	
E8PA Silver	\$2,000	
E8PA Bronze	\$1,000	

*E8PA card will not be included in your cell.

However, it will be included in your unit price total when calculating the bonus.



Enagic

The bonus amount will be determined by the sum of your total 3 sales (1 cell)

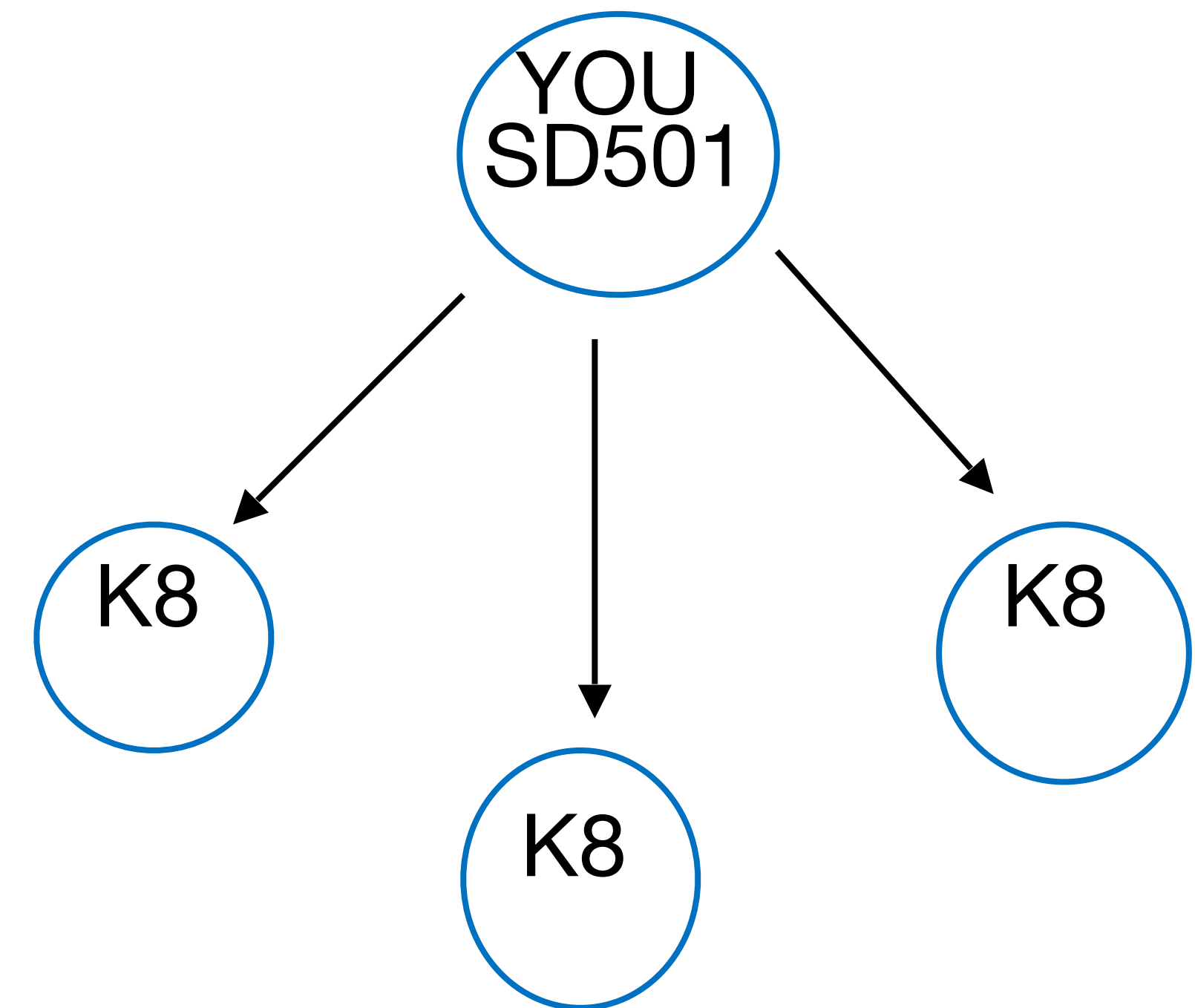
Set Rate: $(\$4,980 \times 3 \text{ units}) = \$14,940 \rightarrow \$660$ (Achieved in 1st week)

Example 1 ~~K8xK8xK8~~

$$\$4,980 \times 3 = \$14,940$$

$$\$14,940 \div \$14,940 \times \$660 = \$660$$

$$\$660 \times (\$3,980 \div \$4,980) = \text{\$527 (Bonus Amount)}$$





Enagic

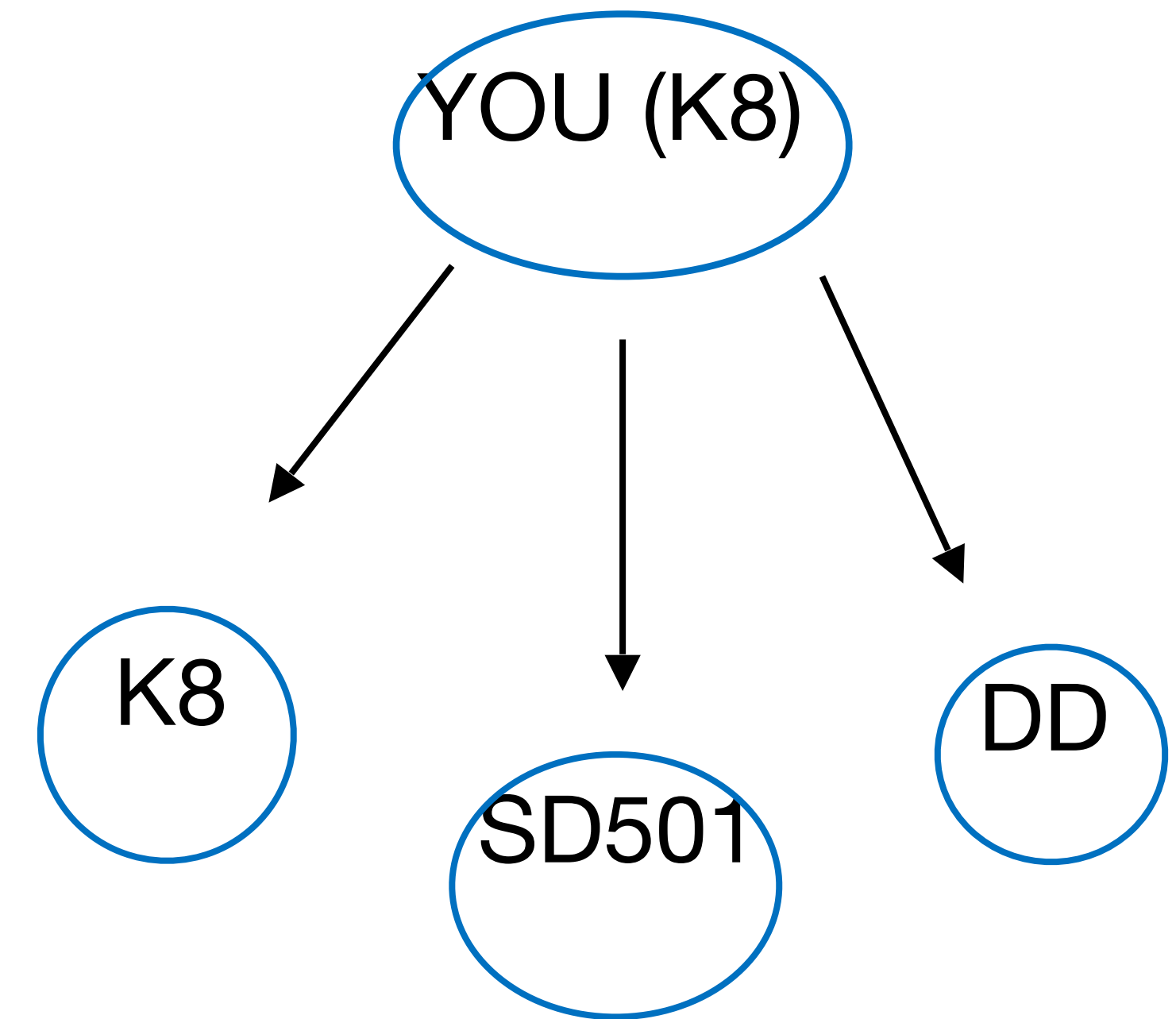
Example 2

K8 + SD501 + DD

$\$4,980 + \$3,980 + \$760 = \$9,720$

$\$9,720 \div \$14,940 \times 500(2^{\text{nd}} \text{ week}) = \325

$\$325 \times (\$4,980 \div \$4,980) = \text{\$325}$ (Bonus Amount)



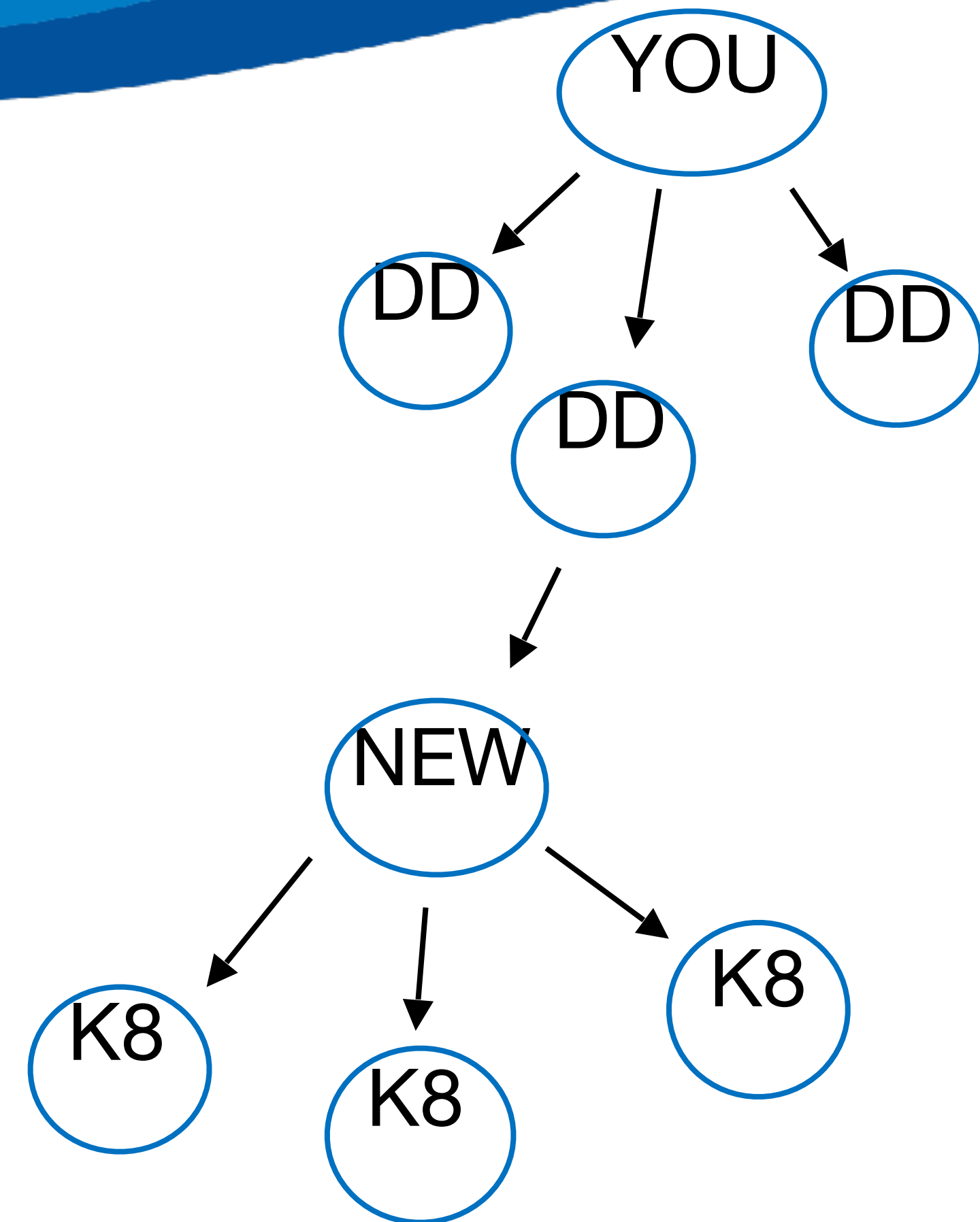


Enagic

For Downline Cells (within the 8 points)

You must first complete your own cell to receive bonus

For example, you complete a cell with Ukon DDx3 and one of your downline completes a cell with K8x3. Your downline will receive a bonus amount for their own cell (K8x3), and you will receive an additional bonus amount. The lower amount will be granted for your additional 8 point cell bonus

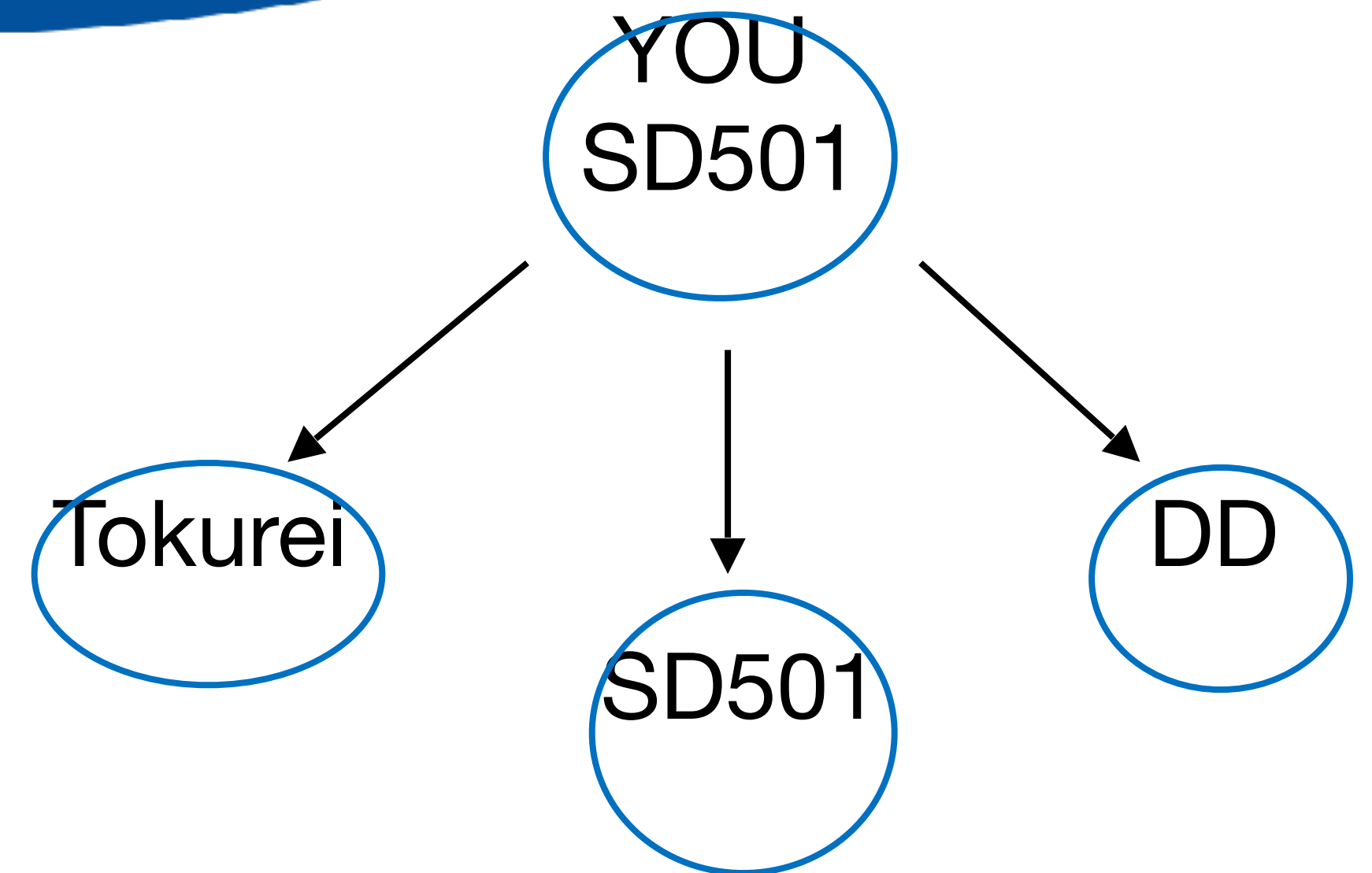




Enagic

Example 3

Tokurei will be counted in the cell, but not included in the calculation of the campaign.



$$(\$3,980 + \$760) \div (\$4,980 \times 3) \times \$500(2^{\text{nd}} \text{ week}) = \$158$$

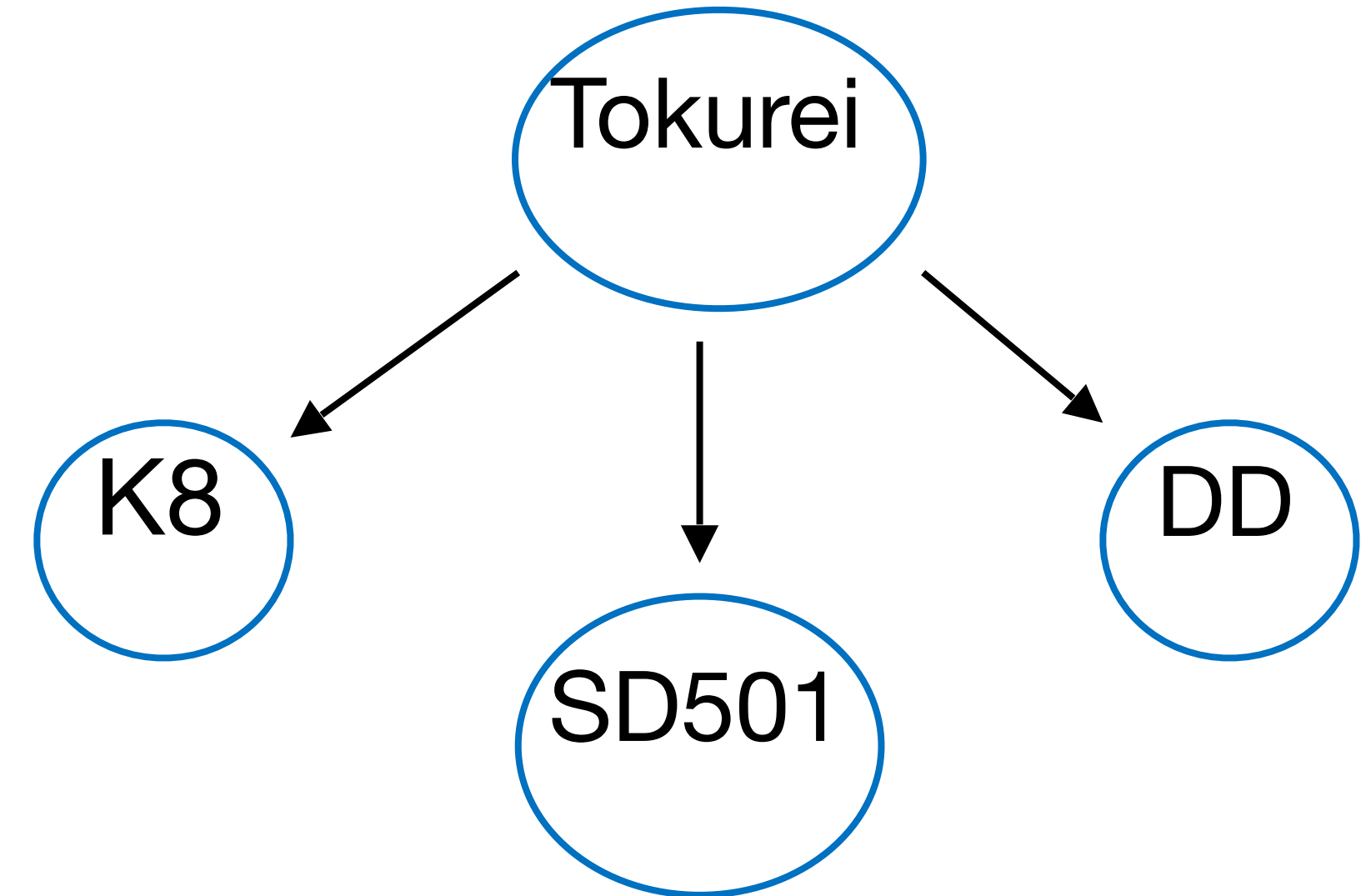
$$\$158 \times (\$3,980 \div \$4,980) = \text{\$126 (Bonus Amount)}$$



Enagic

Example 4

Tokurei accounts are also eligible for the campaign, but you will receive half of the bonus for completing a cell.



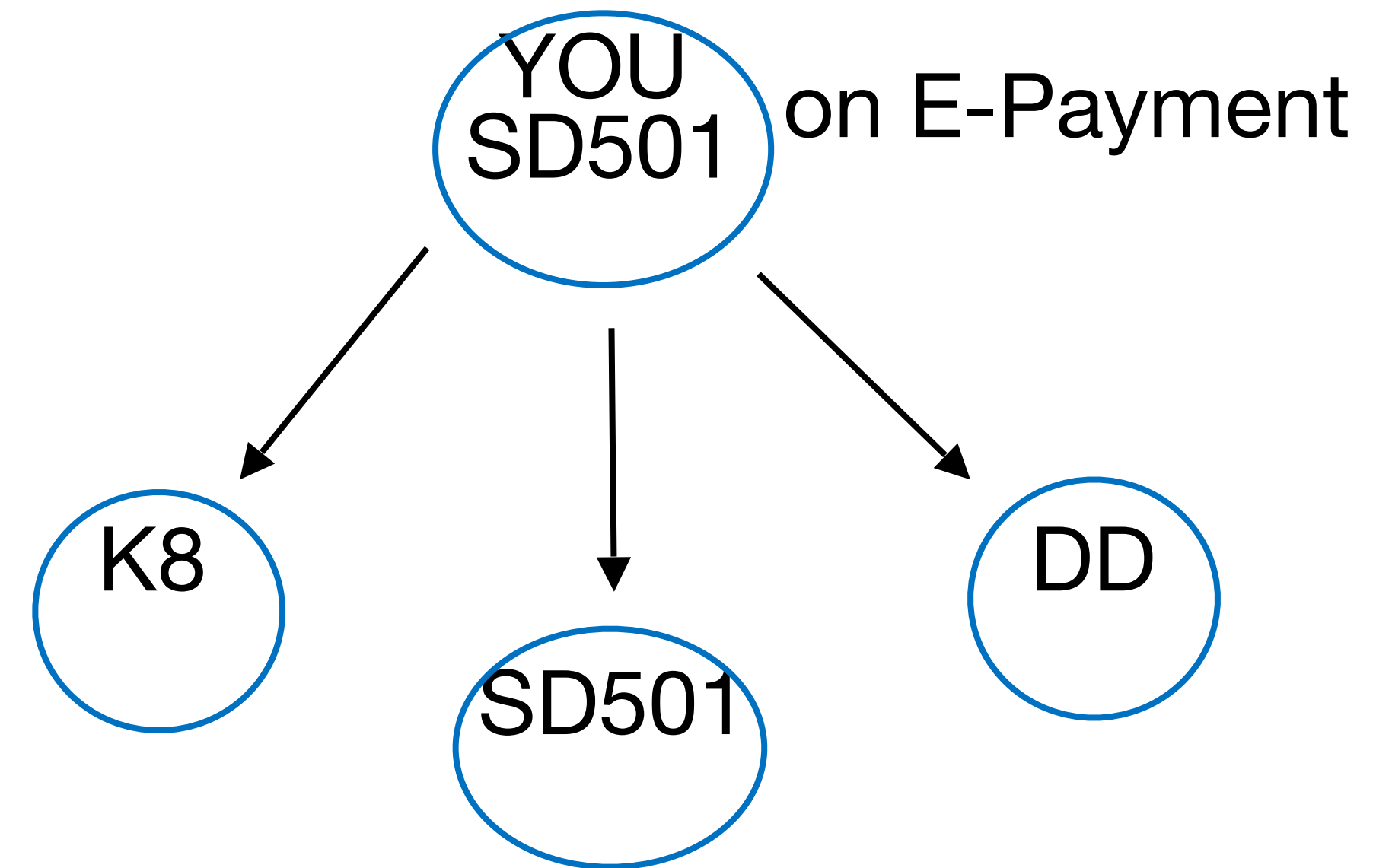
$$(\$4,980 + \$3980 + \$760) \div (\$4,980 \times 3) \times \$660(1^{\text{st}} \text{ week}) \div 2 = \text{\$214 (Bonus Amount)}$$



Enagic

Example 5

E-payment sales will be counted in your cell. If you are financing a machine and you create one cell, you will receive half the bonus



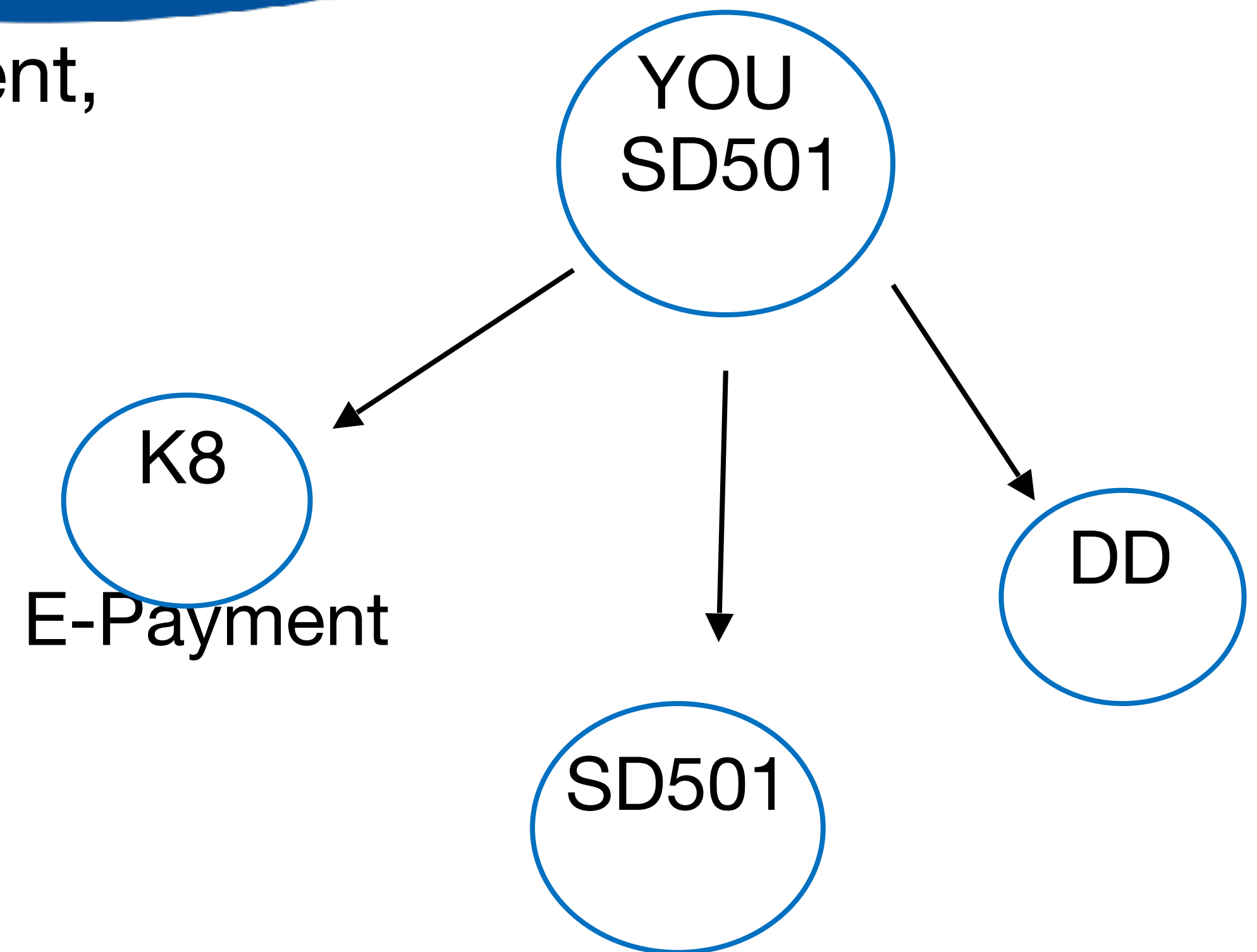
$$(\$4,980 + \$3,980 + \$760) \div (\$4,980 \times 3) \times \$500(2^{\text{nd}} \text{ week}) = \$325$$

$$\$325 \times (\$3,980 \div \$4,980) = \$259 \div 2 = \text{\$129 (Bonus Amount)}$$



Example 6

If the person you directly sell to is on E-payment, bonus will be calculated at half the unit price



$$(\$4,980 \div 2) + \$3,980 + \$760 = \$7,230$$

$$\$7,230 \div (\$4,980 \times 3) \times \$500(2^{\text{nd}} \text{ week}) = \$241$$

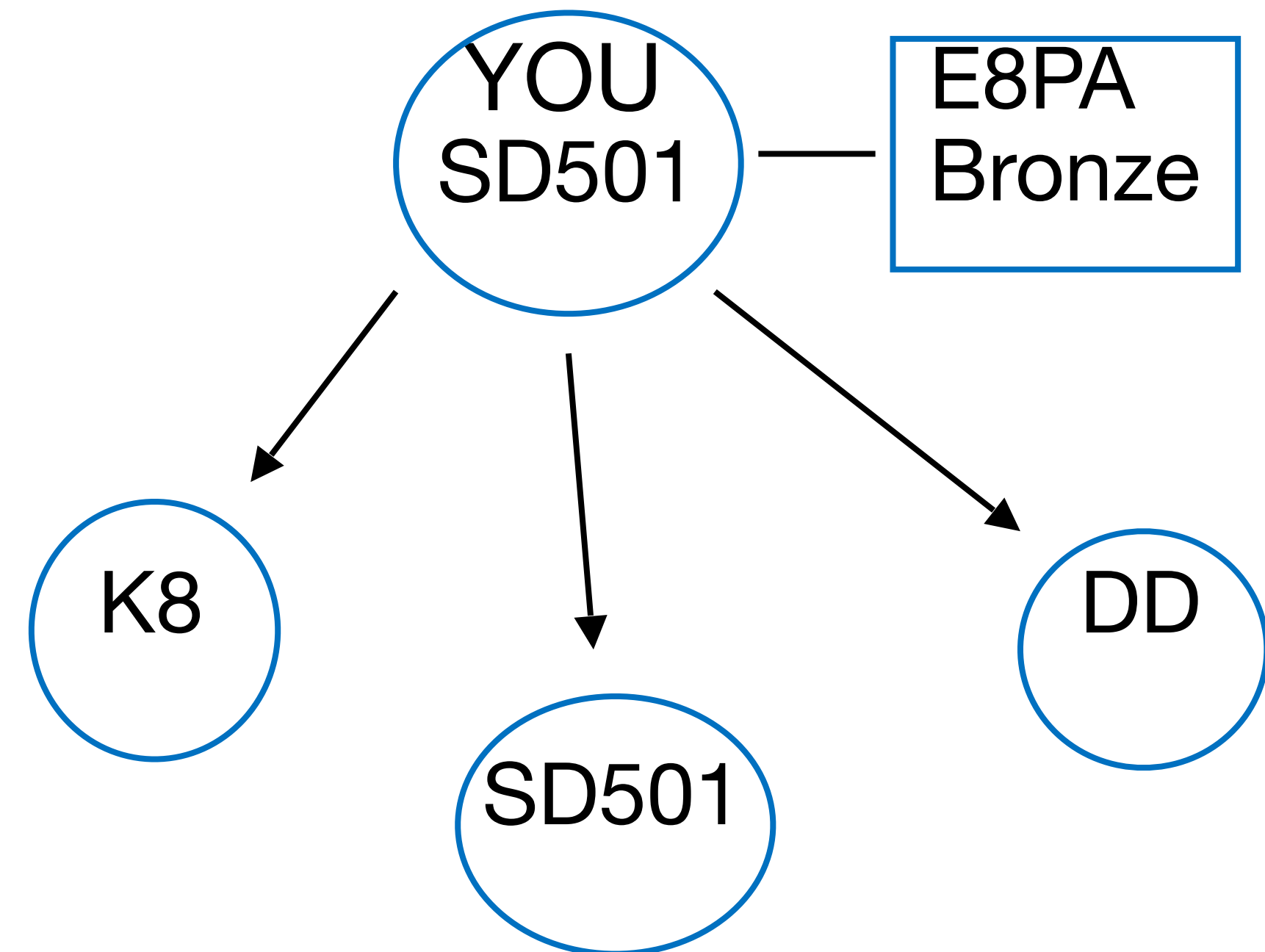
$$\$241 \times (\$3980 \div \$4980) = \text{\$193 (Bonus Amount)}$$



Enagic

Example 7

E8PA card sales will not be included in your cell.
However, it will be included in your unit price total when calculating the bonus.



$$(\$1,000 + \$4,980 + \$3,980 + \$760) \div (\$4,980 \times 3) \times \$660(1^{\text{st}} \text{ week}) = \$473$$

$$\$473 \times (\$3,980 \div \$4,980) = \$377 \text{ (Bonus Amount)}$$